



**BALANCE**

NBC's strict quality control standards ensure that their mesh boasts an **ideal warp/weft balance**, contributing to a stronger, longer lasting screen.



**DURABILITY**

All NBC polyester mesh features threads with a high modulus rating, making for a whole range of meshes that are **exceptionally durable**.



**PRECISION**

NBC Alpha Series polyester mesh boasts **incredible dimensional accuracy**.






**NBC MESH INSPECTION TAG**

Every roll of NBC polyester mesh is supplied with an inspection tag. While flaws are kept to a minimum by careful quality control, any flaw found after thorough inspection is clearly marked to prevent it being stretched into your image area.

Thickness and mesh count are precisely controlled and documented on the tag—critical information for setting your production standards. In addition, NBC compensates for flaws by adding one half yard of mesh to the end of the roll free of charge for each flaw. (Any marked flaws within an 18" space are considered to be one flaw and compensated with a 1/2 yard of material.) Each flaw is clearly marked on the selvage edge with a red triangle on a blue pressure sensitive label.

SOLD LENGTH

EXTRA COMPENSATION FOR PARTIAL WEAVING DEFECT

品名 Item	α_L- SCREEN 140-030/355PW		ROLL NUMBER		品名 Item		
巾 Width	155CM/ 61"	製造番号 Roll No.	E1206A00110-03		製造番号 Roll No.		
原料 Material:	POLYESTER 100%	規格値 Catalogue Value	カタメッシュ/インチ Warp Mesh/inch	ヨコメッシュ/インチ Weft Mesh/inch	紗厚 Thickness (μm)		
純長 Length	キズ引長 Extra	実測値 Actual Value	355	355	45		
32.5 Y	1.0 Y		359	354	46	純長 Length	
			MADE BY NBC TECHNOLOGY				
			株式会社NBCメッシュテック / NBC Meshtec inc. 東京都日野市豊田2-50-3 / 2-50-3 Toyoda, Hino, Tokyo 191-0053, Japan TEL (042) 582-2411 FAX (042) 584-1374 http://www.nbc-jp.com			キズ引長 Extra	
						*1.0*	

ACTUAL MESH COUNT PER INCH

ACTUAL MESH THICKNESS



Beta (β) Series polyester monofilament mesh is designed for standard screen printing applications such as textile, glass, and ceramic tile printing.

MESH CODE	MESH COUNT	MESH COUNT	WEAVE TYPE	THREAD DIAMETER	MESH THICKNESS		MESH OPENING	OPEN AREA	THEORETICAL INK VOLUME		RECOMMENDED TENSION
	/in (±3%)	/cm (±3%)			45-61*	65*+			45-61*	65*+	
				µm	µm	µm	µm	%	cm³/m²	cm³/m²	N/cm
EX305 -035 PW	305	120	1:1 PW	35	53±2µm	54±3µm	45	29	14.9	15.2	25
EX305 -040 PW	300	118	1:1 PW	40	62±2µm	63±3µm	37	19	11.8	12	30
EX280 -035 PW	280	110	1:1 PW	35	53±2µm	54±3µm	53	34	17.4	17.8	22
EX270 -040 PW	270	106	1:1 PW	40	60±2µm	61±3µm	49	27	16.3	16.6	27
EX255 -040 PW	255	100	1:1 PW	40	60±2µm	61±3µm	56	32	19	19.3	25
EX230 -040 PW	230	90	1:1 PW	40	60±2µm	61±3µm	67	37	22.1	22.5	23
EX230 -048 PW	225	88	1:1 PW	48	75±3µm	76±3µm	58	26	19.8	20.1	30
EX200 -055 PW	200	79	1:1 PW	55	88±4µm	88±4µm	69	30	26	26	26
EX200 -048 PW	200	79	1:1 PW	48	76±3µm	80±4µm	75	35	26.5	27.9	27
EX180 -055 PW	180	71	1:1 PW	55	88±4µm	88±4µm	85	36	31.9	31.9	26
EX180 -048 PW	180	71	1:1 PW	48	76±3µm	80±4µm	91	42	31.6	33.3	25
EX160 -063 PW	160	63	1:1 PW	63	105±5µm	105±5µm	93	34	36	36	26
EX160 -048 PW	160	63	1:1 PW	48	80±4µm	80±4µm	110	48	38.4	38.4	22
EX150 -055 PW	150	59	1:1 PW	55	88±4µm	88±4µm	114	45	39.9	39.9	27
EX150 -048 PW	150	59	1:1 PW	48	77±3µm	79±4µm	120	50	38.7	39.7	18
EX140 -063 PW	140	55	1:1 PW	63	105±5µm	105±5µm	116	41	43.2	43.2	24
EX135 -055 PW	135	53	1:1 PW	55	95±5µm	95±5µm	133	50	47.5	47.5	21
EX135 -048 PW	135	53	1:1 PW	48	79±4µm	79±4µm	139	55	43.1	43.1	18
EX125 -071 PW	125	49	1:1 PW	71	116±6µm	116±6µm	130	41	47.6	47.6	25
EX120 -048 PW	120	47	1:1 PW	48	80±4µm	80±4µm	163	59	47.4	47.4	17
EX110 -080 PW	110	43	1:1 PW	80	132±7µm	132±7µm	150	42	55.7	55.7	26
EX100 -071 PW	100	39	1:1 PW	71	122±6µm	122±6µm	182	51	62.6	62.6	27
EX 80 -071 PW	80	31	1:1 PW	71	125±6µm	125±6µm	246	60	75	75	26

**Mesh Count:** Number of threads per inch or centimeter

**Thread Diameter:** The diameter of each thread before weaving

**Mesh Opening:** The distance between adjacent threads

**Theoretical Ink Volume:** The amount of ink the mesh should be able to hold/transfer, given as the ratio (%) of *open area* × *mesh thickness* to the *thread area*

**Weave Type:** Plain Weave (PW) or Twill Weave (TW)

**Mesh Thickness:** The average thickness of the woven mesh

**Open Area:** The ratio (%) of the *open area* to the *thread area* within a woven mesh

**Recommended Tension:** Each screen technician will have to determine the best tension level to use for each unique printing situation. Tension level is determined by frame size, profile, and the condition of frames. Mechanical stretching equipment is generally capable of reaching *Standard* or *Advanced* levels, depending on the skill and experience of the stretching operator. *Expert* levels can usually be achieved with "state-of-the-art" pneumatic stretching clamps. Excellent printing results can be achieved at all tension levels if other parameters are correct.